



myExperience Report

Term 3, 2024

Faculty: Faculty of Engineering

School: School of Computer Sci & Eng

Course: COMP9242 Advanced Operating Systems

Evaluation period: Nov 4 2024 12:00AM - Nov 21 2024 12:00AM

Teacher Report: Gernot Heiser

Response Data for Gernot Heiser

Overall I was satisfied with the quality of this person's teaching	
Statistics	Value
Response Count	17

Comparison of results for "Overall I was satisfied with the quality of this person's teaching"

This teacher: Gernot Heiser

Overall I was satisfied with the quality of this person's teaching				
Options	Count	Percentage	Statistics	Value
Strongly disagree	0	0.0%	Mean	5.94
Disagree	0	0.0%	Median	6.00
Moderately disagree	0	0.0%	Standard Deviation	0.24
Moderately agree	0	0.0%	% Agree broad	100.0%
Agree	1	5.9%		
Strongly agree	16	94.1%		

The table below shows the percentage of 'Agree' and 'Strongly agree' responses to the question 'Overall I was satisfied with the quality of this person's teaching'

Overall I was satisfied with the quality of this person's teaching	
Statistics	Value
% Agree	100.0%

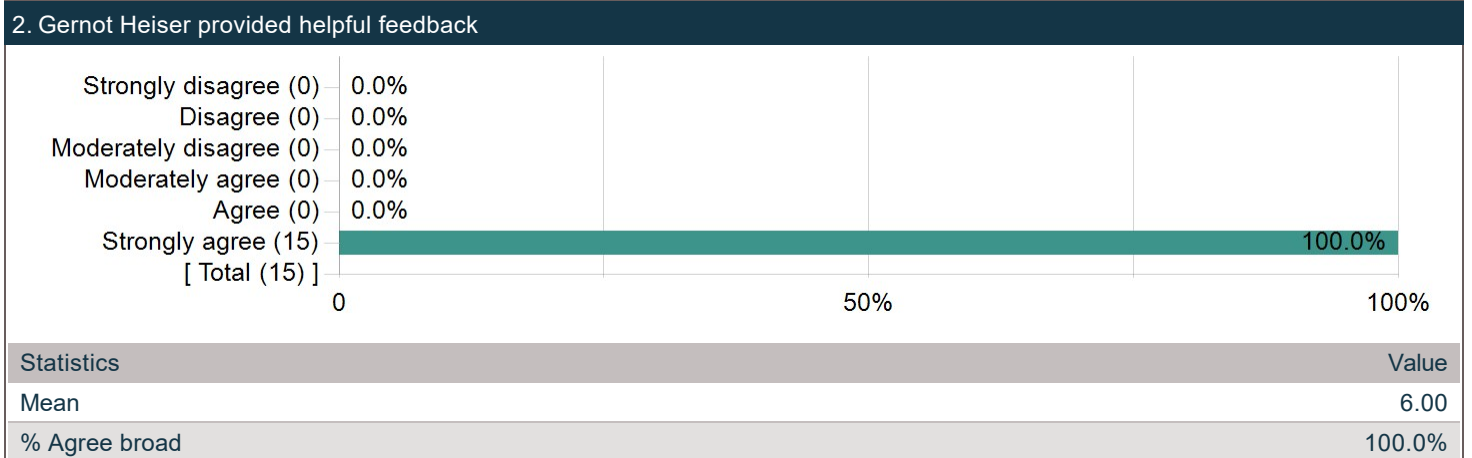
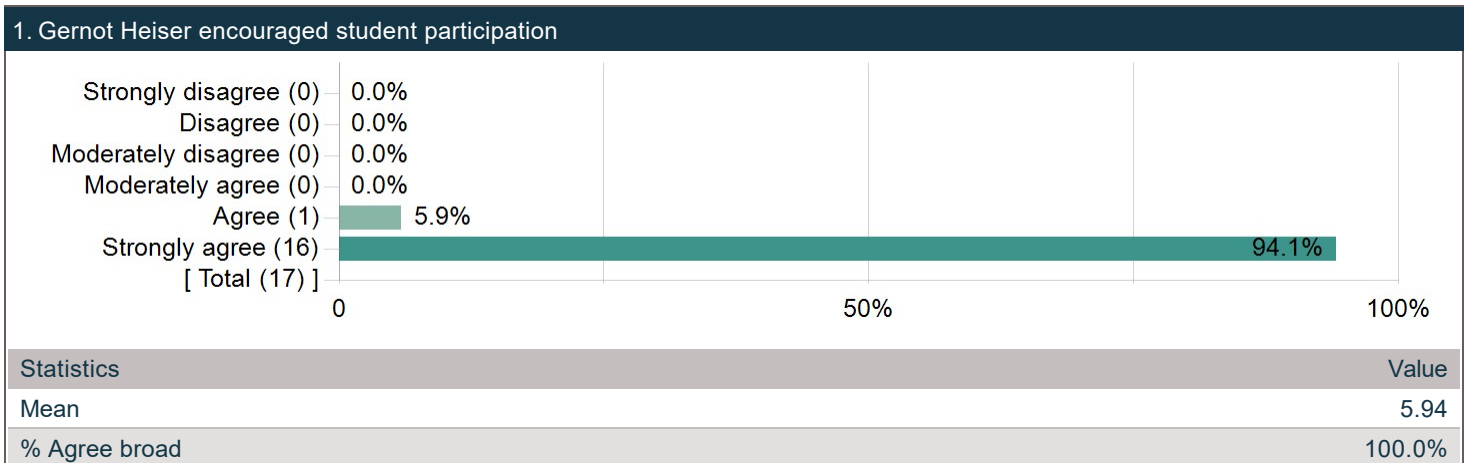
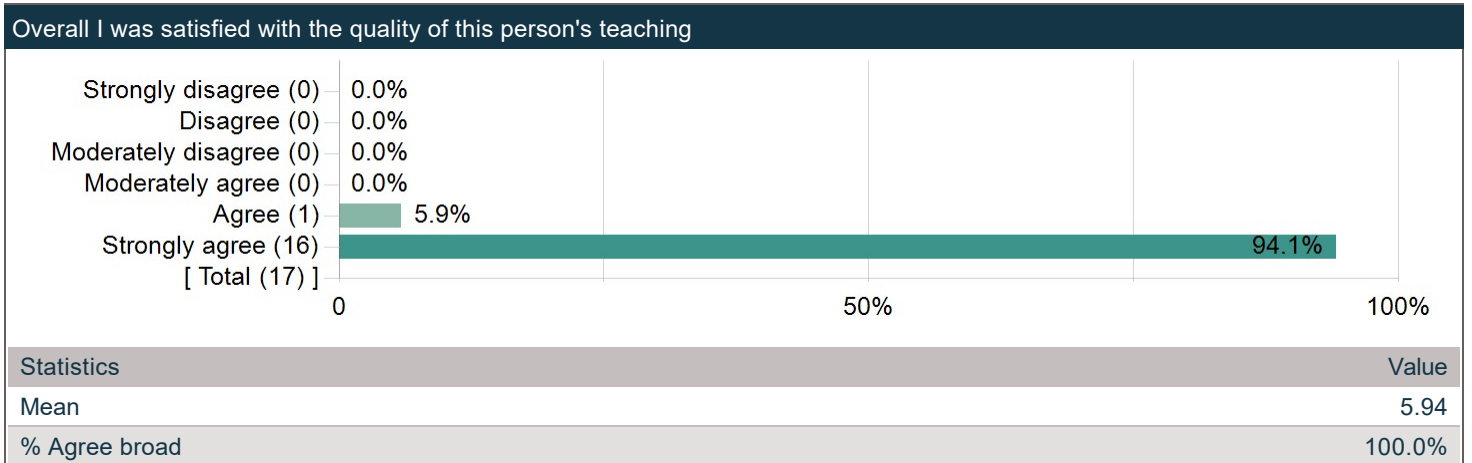
SCHOOL: School of Computer Sci & Eng

Overall I was satisfied with the quality of this person's teaching			
Options	Percentage	Statistics	Value
Strongly disagree	1.0%	Mean	5.34
Disagree	1.2%	Median	6.00
Moderately disagree	2.4%	Standard Deviation	0.95
Moderately agree	9.2%	% Agree broad	95.4%
Agree	30.9%		
Strongly agree	55.3%		

FACULTY: Faculty of Engineering

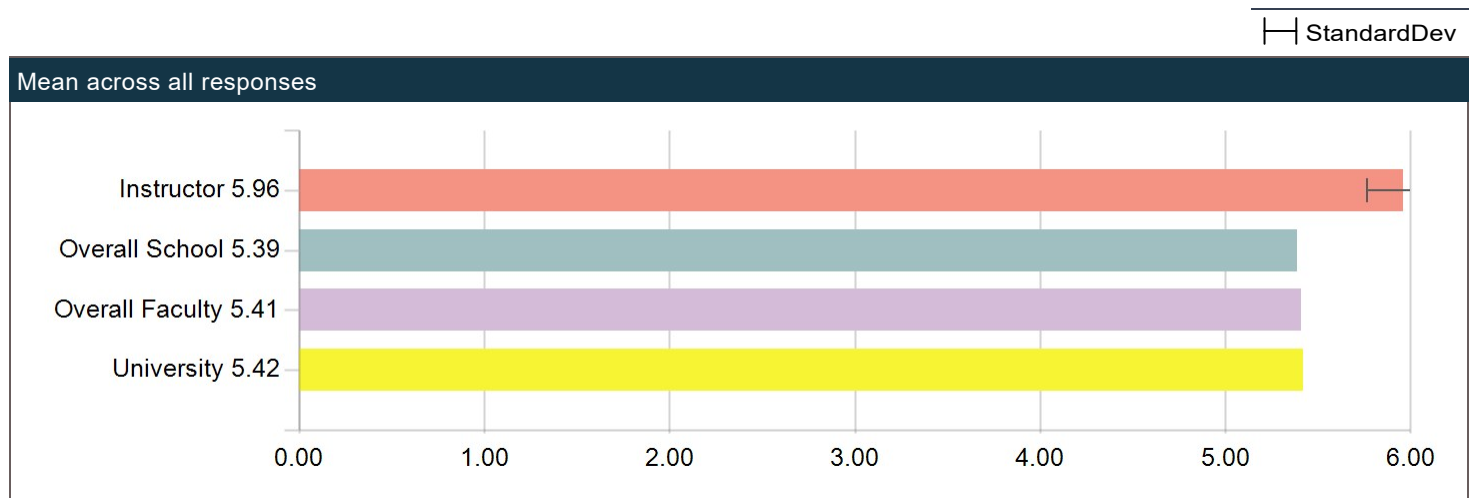
Overall I was satisfied with the quality of this person's teaching			
Options	Percentage	Statistics	Value
Strongly disagree	1.0%	Mean	5.36
Disagree	1.1%	Median	6.00
Moderately disagree	2.2%	Standard Deviation	0.94
Moderately agree	8.9%	Standard Error (base on SD)	0.00
Agree	29.7%	% Agree broad	95.6%
Strongly agree	56.9%		

Overall I was satisfied with the quality of Gernot Heiser's teaching



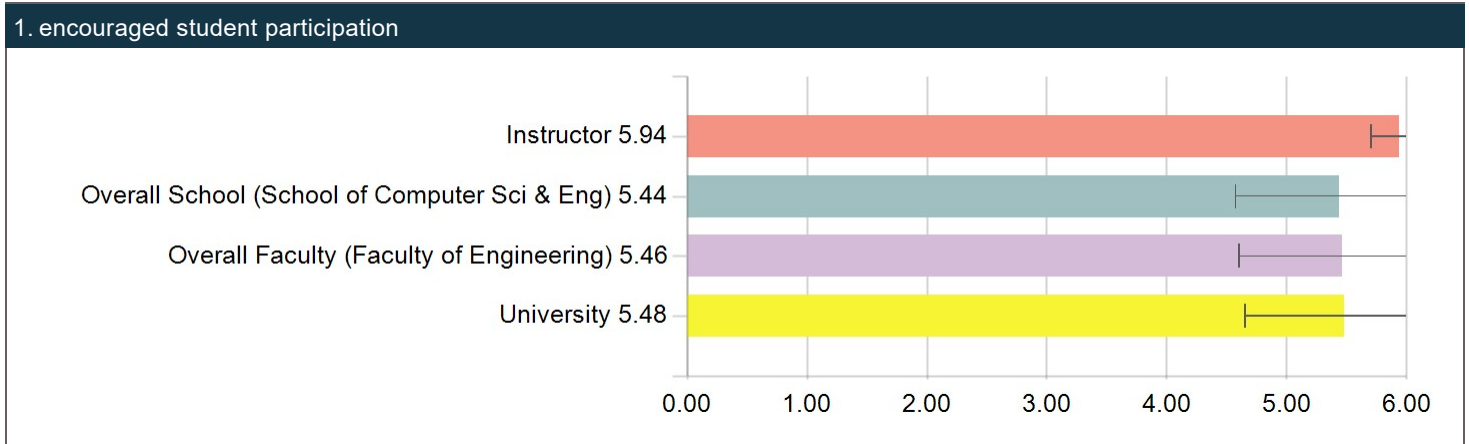
Comparison Statistics

Mean (average student responses between 1 and 6) and StandardDev (Standard deviation of student responses) are used for comparison statistics between Teacher, School, Faculty and University.



Comparison Statistics (continued)

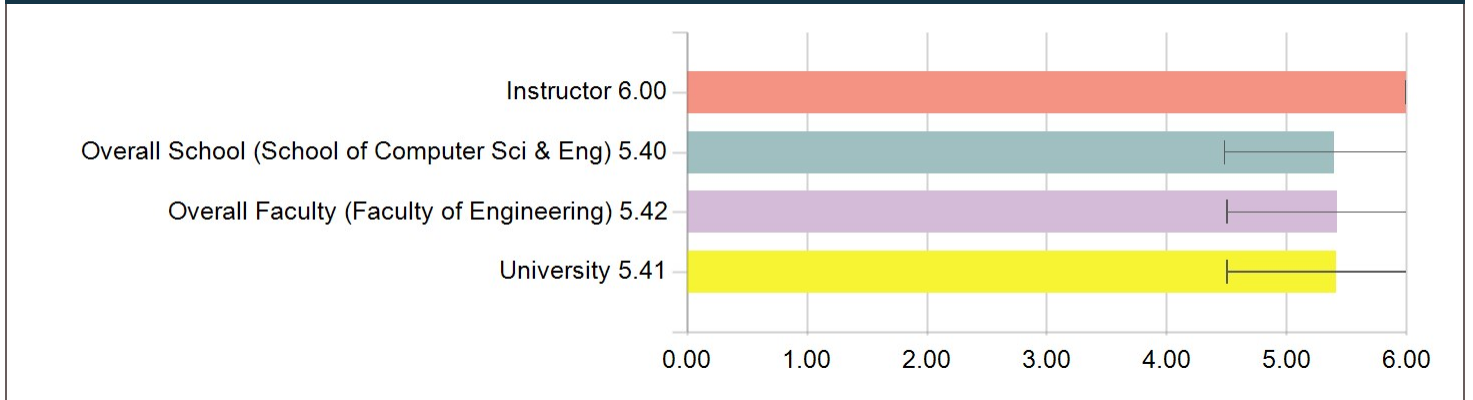
Mean (average student responses between 1 and 6) and StandardDev (Standard deviation of student responses) are used for comparison statistics between Teacher, School, Faculty and University.



Comparison Statistics (continued)


Mean (average student responses between 1 and 6) and StandardDev (Standard deviation of student responses) are used for comparison statistics between Teacher, School, Faculty and University.

2. provided helpful feedback



Comparison Statistics (continued)

Mean (average student responses between 1 and 6) and StandardDev (Standard deviation of student responses) are used for comparison statistics between Teacher, School, Faculty and University.



Raw comment data

The best features of Gernot Heiser's teaching were

Comments
Capabilities :) <ul style="list-style-type: none"> Gernot really wanted students to participate and ask questions. I loved this. I regret not coming to lectures in the second half. I liked the community aspect of his teaching (meeting at the Roundhouse) Incredible, love his work and his passion, tonnes to learn from him.
everything <ul style="list-style-type: none"> Actively engaged with us, like drinks after lectures

Gernot Heiser's teaching could be improved by

Comments
Capabilities :(<ul style="list-style-type: none"> Something was wrong with the lecture recording room, or microphone so it can be difficult to hear Gernot through recordings.
None