



# myExperience Report

**Term 3, 2025**

**Faculty:** Faculty of Engineering

**School:** School of Computer Sci & Eng

**Course:** COMP9242 Advanced Operating Systems

**Evaluation period:** Nov 10 2025 12:00AM - Nov 27 2025 12:00AM

**Teacher Report:** Gernot Heiser

**Response Data for Gernot Heiser**

Overall I was satisfied with the quality of this person's teaching	
Statistics	Value
Response Count	16

## Comparison of results for "Overall I was satisfied with the quality of this person's teaching"

This teacher: Gernot Heiser

Overall I was satisfied with the quality of this person's teaching				
Options	Count	Percentage	Statistics	Value
Strongly disagree	0	0.0%	Mean	5.75
Disagree	0	0.0%	Median	6.00
Moderately disagree	0	0.0%	Standard Deviation	0.58
Moderately agree	1	6.3%	% Agree broad	100.0%
Agree	2	12.5%		
Strongly agree	13	81.3%		

The table below shows the percentage of 'Agree' and 'Strongly agree' responses to the question 'Overall I was satisfied with the quality of this person's teaching'

Overall I was satisfied with the quality of this person's teaching	
Statistics	Value
% Agree	93.8%

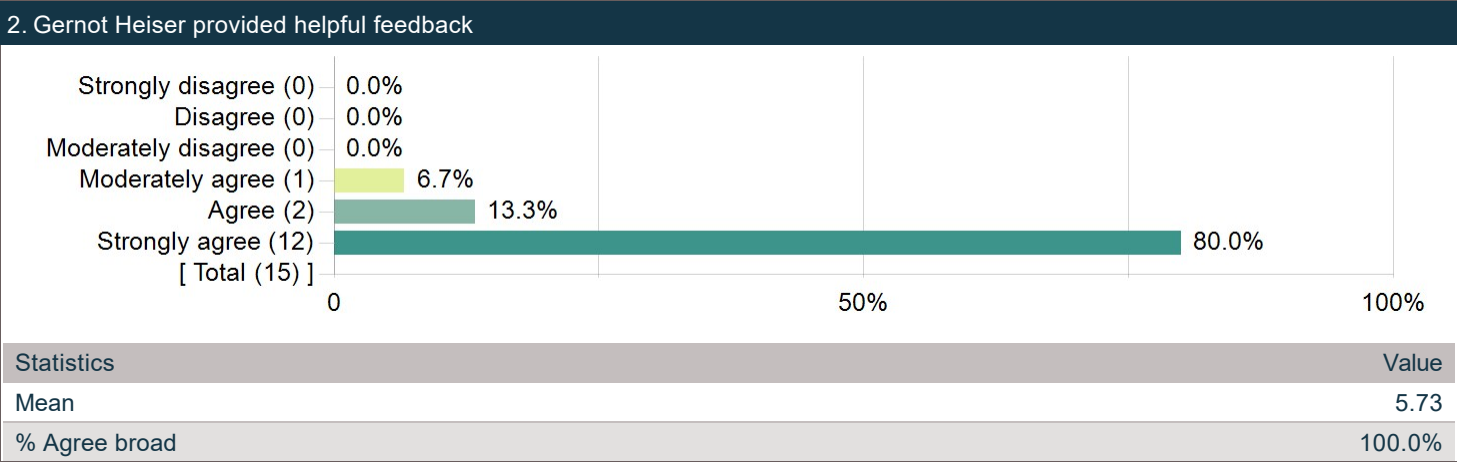
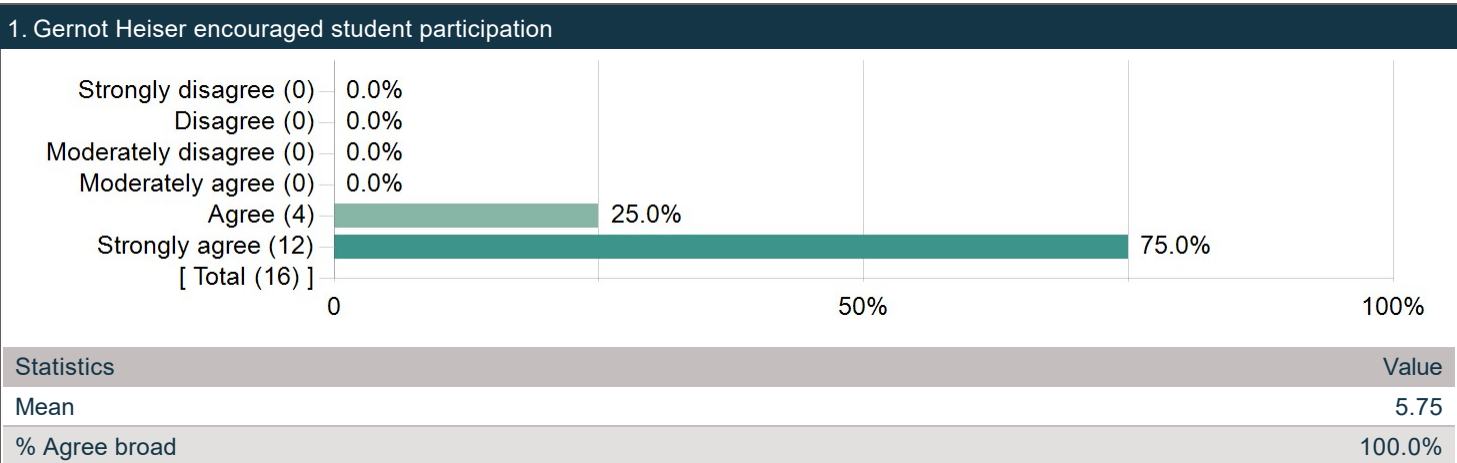
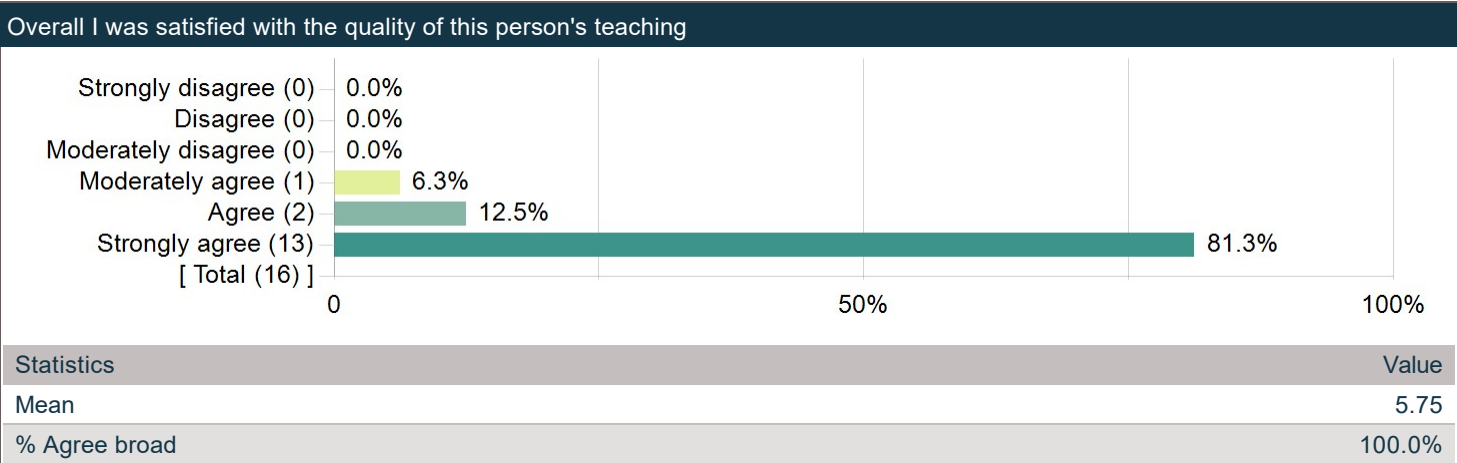
**SCHOOL: School of Computer Sci & Eng**

Overall I was satisfied with the quality of this person's teaching			
Options	Percentage	Statistics	Value
Strongly disagree	1.0%	Mean	5.40
Disagree	0.8%	Median	6.00
Moderately disagree	1.6%	Standard Deviation	0.90
Moderately agree	8.9%	% Agree broad	96.6%
Agree	29.2%		
Strongly agree	58.6%		

**FACULTY: Faculty of Engineering**

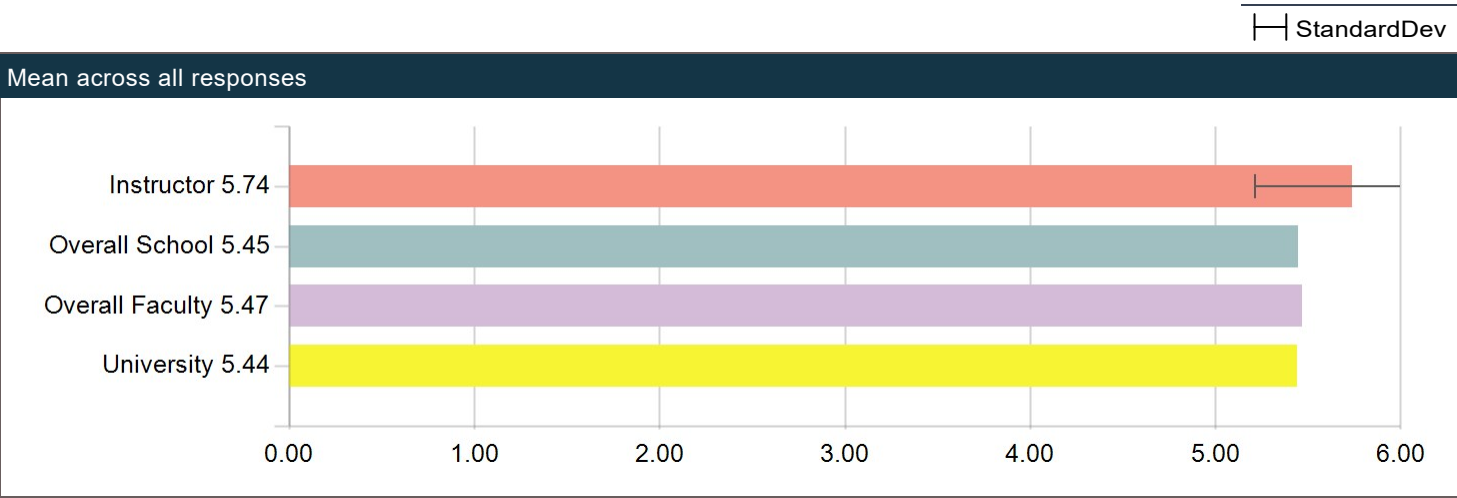
Overall I was satisfied with the quality of this person's teaching			
Options	Percentage	Statistics	Value
Strongly disagree	1.0%	Mean	5.42
Disagree	0.9%	Median	6.00
Moderately disagree	1.5%	Standard Deviation	0.89
Moderately agree	8.0%	Standard Error (base on SD)	0.00
Agree	29.2%	% Agree broad	96.6%
Strongly agree	59.4%		

Overall I was satisfied with the quality of Gernot Heiser's teaching



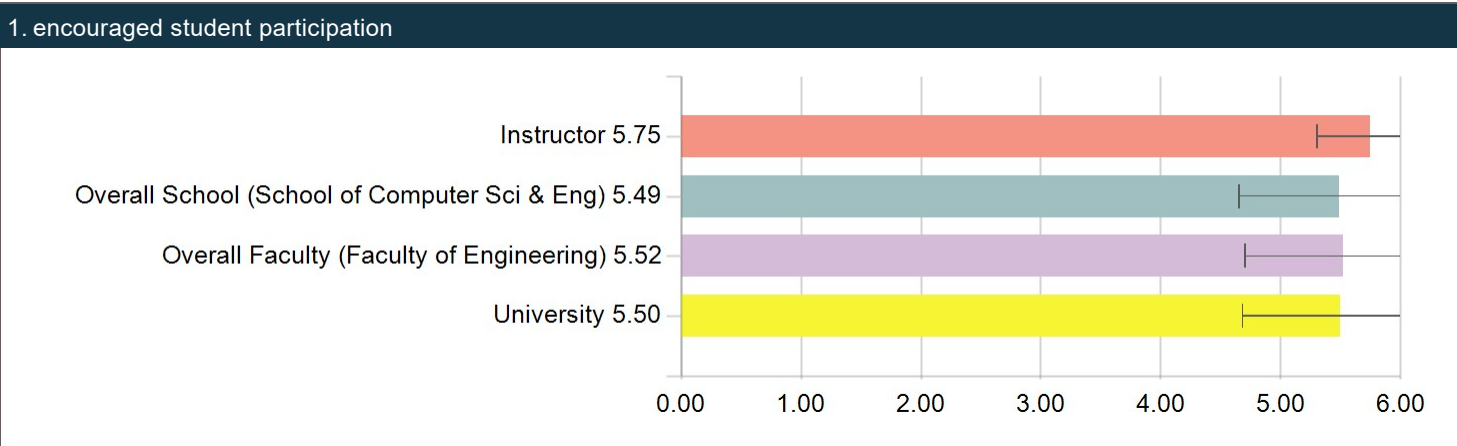
Comparison Statistics

Mean (average student responses between 1 and 6) and StandardDev (Standard deviation of student responses) are used for comparison statistics between Teacher, School, Faculty and University.



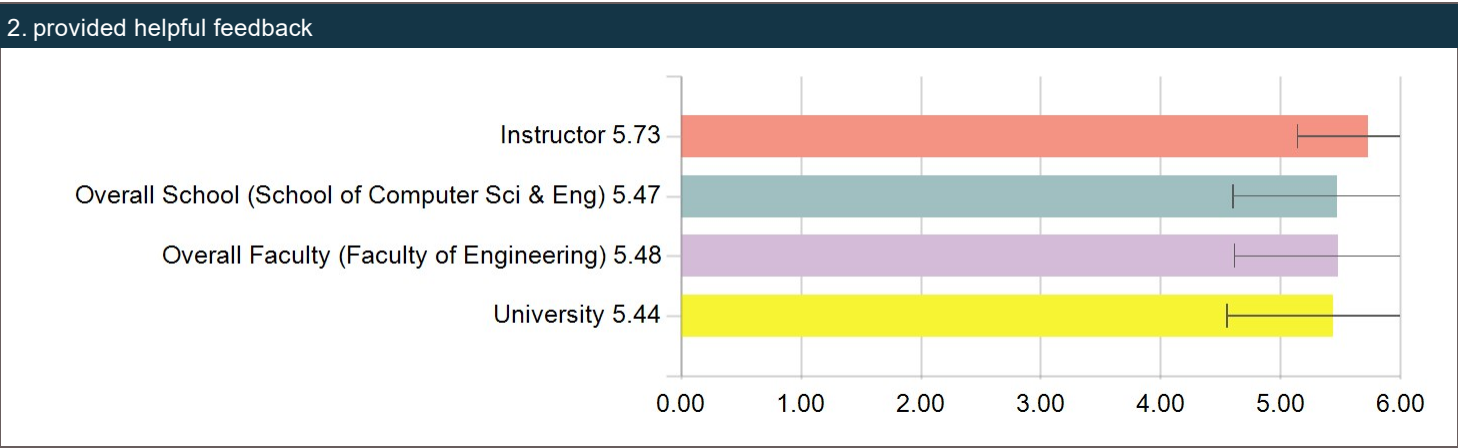
Comparison Statistics (continued)

Mean (average student responses between 1 and 6) and StandardDev (Standard deviation of student responses) are used for comparison statistics between Teacher, School, Faculty and University.



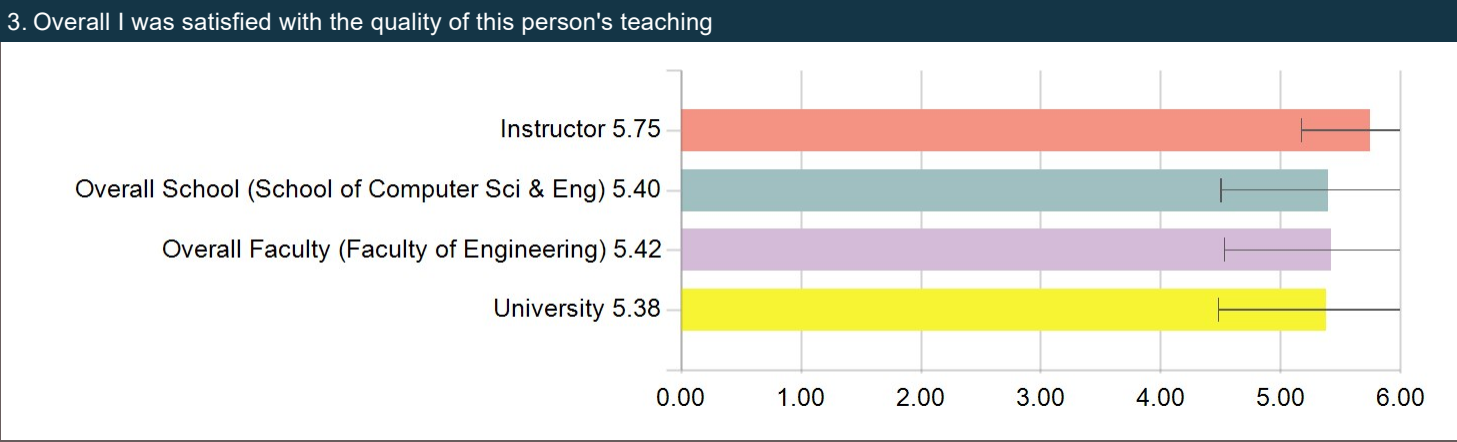
Comparison Statistics (continued)

Mean (average student responses between 1 and 6) and StandardDev (Standard deviation of student responses) are used for comparison statistics between Teacher, School, Faculty and University.



Comparison Statistics (continued)

Mean (average student responses between 1 and 6) and StandardDev (Standard deviation of student responses) are used for comparison statistics between Teacher, School, Faculty and University.



Raw comment data

The best features of Gernot Heiser's teaching were

Comments
Very interactive with students and knowledgeable with the content.
Very engaging, always willing to answer questions in lectures
the goat ts guy a great speakmer
Very knowledgeable and experienced.

Gernot Heiser's teaching could be improved by

Comments
There were a few problems in lecture recordings.