



myExperience Report

Term 3, 2023

Faculty: Faculty of Engineering

School: School of Computer Sci & Eng

Course: COMP9242 Advanced Operating Systems

Evaluation period: Nov 6 2023 12:00AM - Nov 23 2023 12:00AM

Teacher Report: Gernot Heiser

Response Data for Gernot Heiser

Overall I was satisfied with the quality of this person's teaching	
Statistics	Value
Response Count	18

Comparison of results for "Overall I was satisfied with the quality of this person's teaching"

This teacher: Gernot Heiser

Overall I was satisfied with the quality of this person's teaching				
Options	Count	Percentage	Statistics	Value
Strongly disagree	0	0.0%	Mean	5.83
Disagree	0	0.0%	Median	6.00
Moderately disagree	0	0.0%	Standard Deviation	0.38
Moderately agree	0	0.0%	% Agree broad	100.0%
Agree	3	16.7%		
Strongly agree	15	83.3%		

The table below shows the percentage of 'Agree' and 'Strongly agree' responses to the question 'Overall I was satisfied with the quality of this person's teaching'

Overall I was satisfied with the quality of this person's teaching	
Statistics	Value
% Agree	100.0%

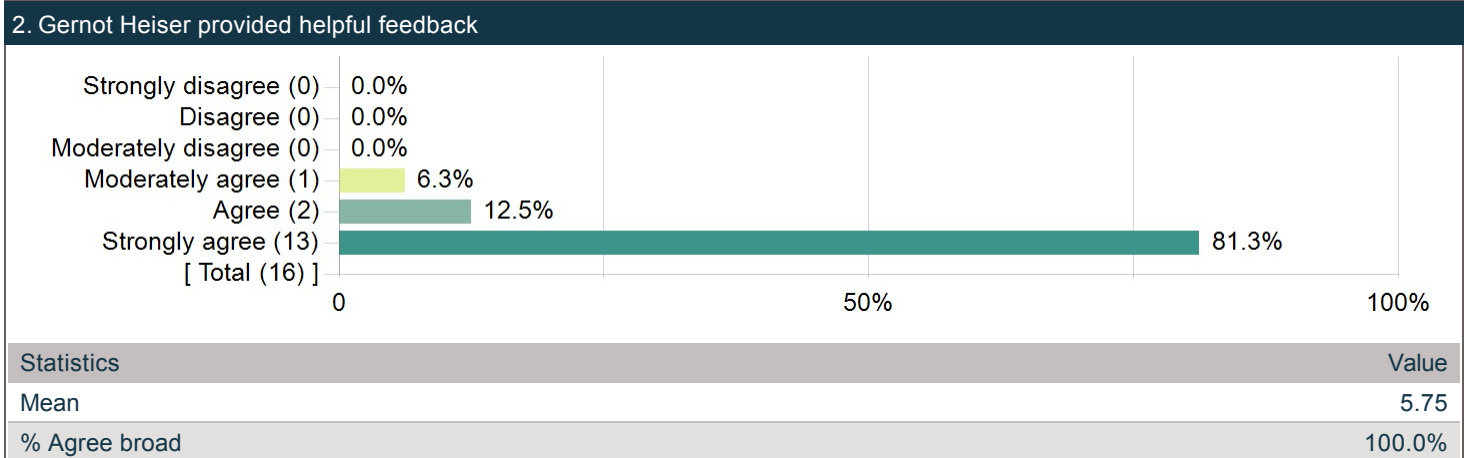
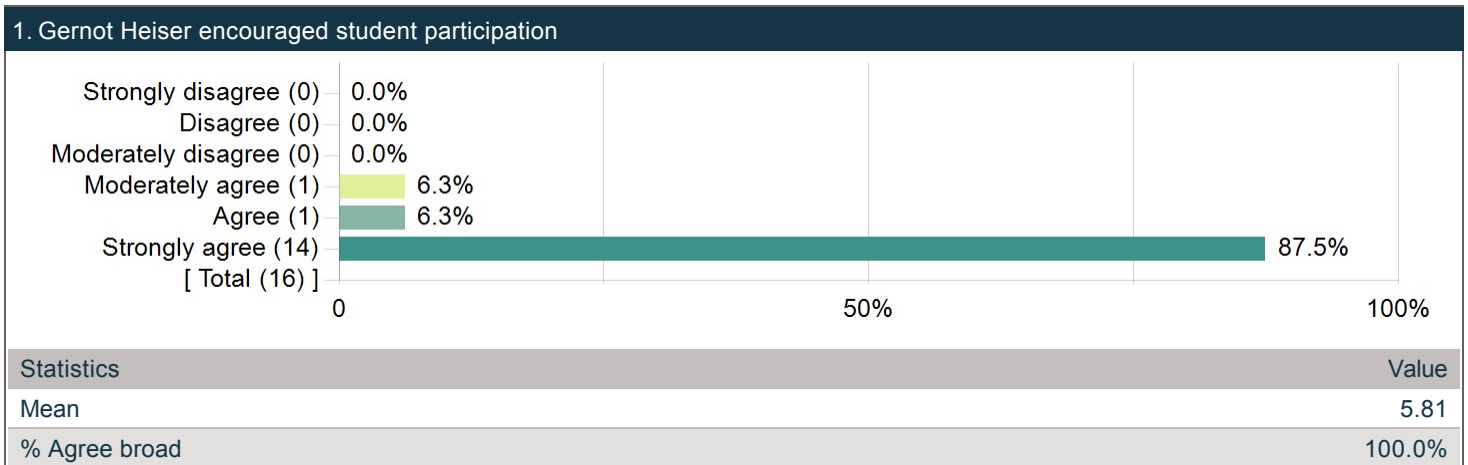
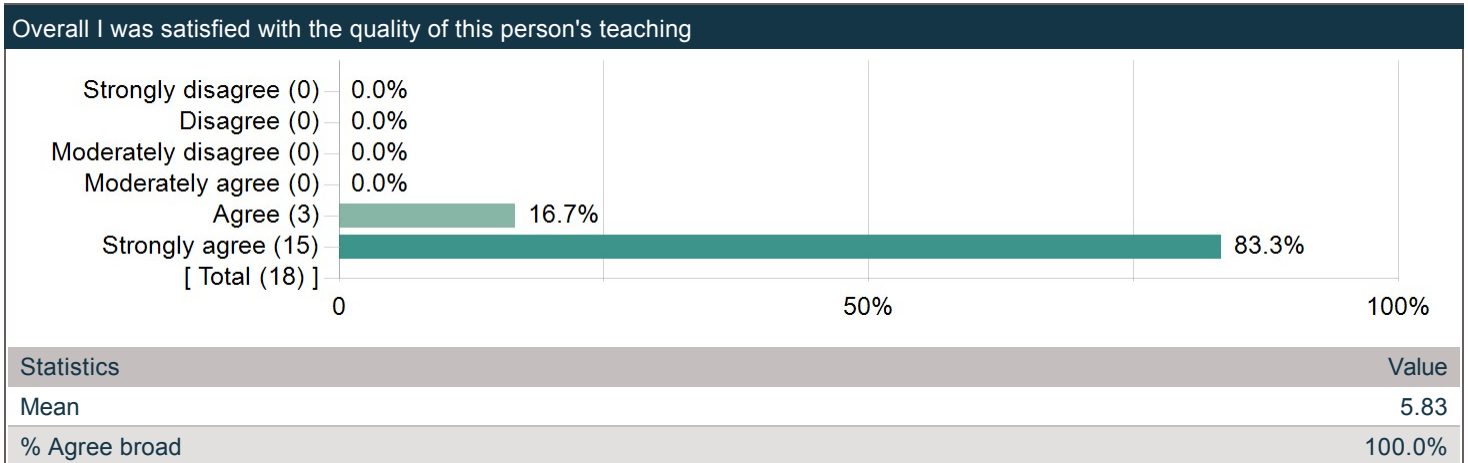
SCHOOL: School of Computer Sci & Eng

Overall I was satisfied with the quality of this person's teaching			
Options	Percentage	Statistics	Value
Strongly disagree	1.5%	Mean	5.24
Disagree	1.7%	Median	6.00
Moderately disagree	2.8%	Standard Deviation	1.03
Moderately agree	10.7%	% Agree broad	94.0%
Agree	32.0%		
Strongly agree	51.4%		

FACULTY: Faculty of Engineering

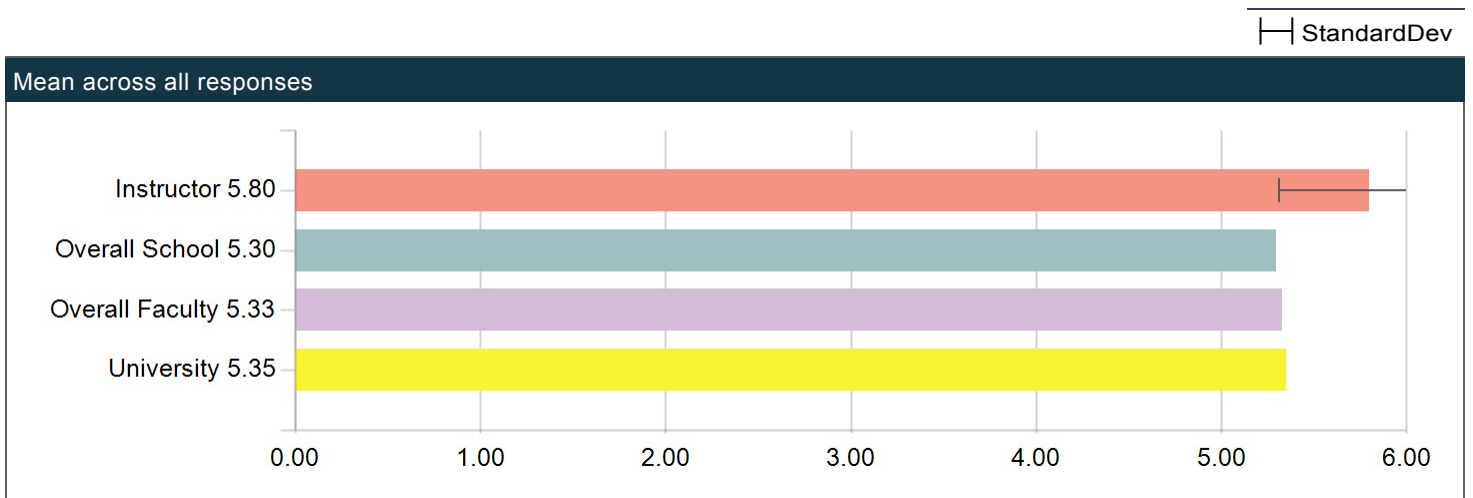
Overall I was satisfied with the quality of this person's teaching			
Options	Percentage	Statistics	Value
Strongly disagree	1.6%	Mean	5.27
Disagree	1.5%	Median	6.00
Moderately disagree	2.5%	Standard Deviation	1.03
Moderately agree	10.0%	Standard Error (base on SD)	0.01
Agree	31.2%	% Agree broad	94.3%
Strongly agree	53.1%		

Overall I was satisfied with the quality of Gernot Heiser's teaching



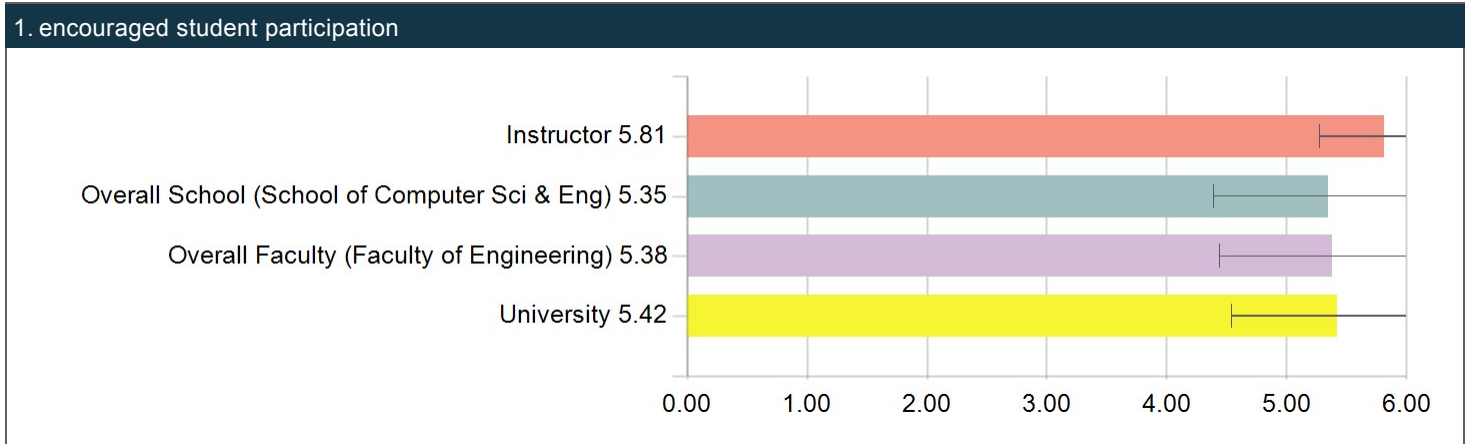
Comparison Statistics

Mean (average student responses between 1 and 6) and StandardDev (Standard deviation of student responses) are used for comparison statistics between Teacher, School, Faculty and University.



Comparison Statistics (continued)

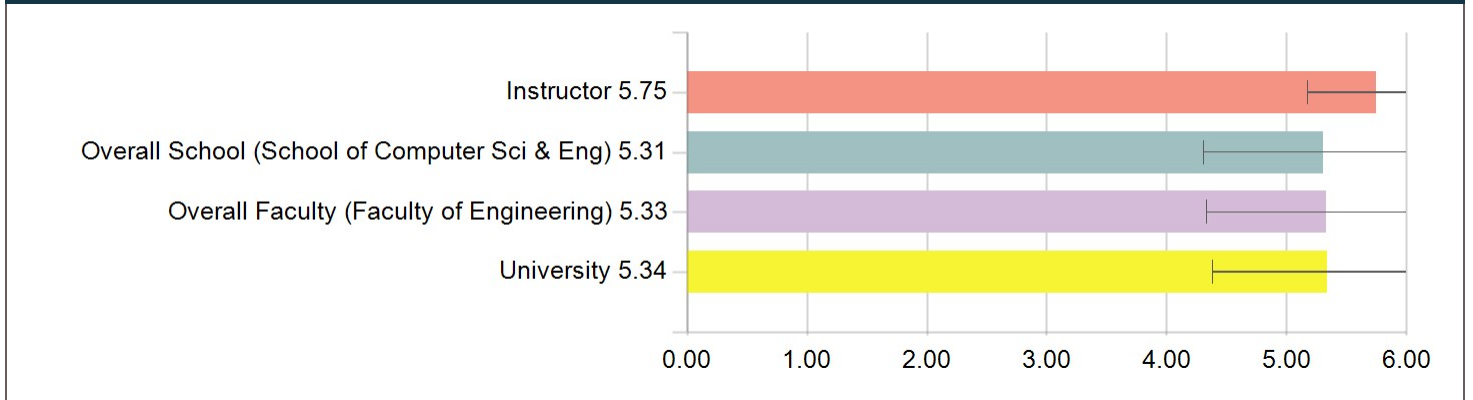
Mean (average student responses between 1 and 6) and StandardDev (Standard deviation of student responses) are used for comparison statistics between Teacher, School, Faculty and University.



Comparison Statistics (continued)

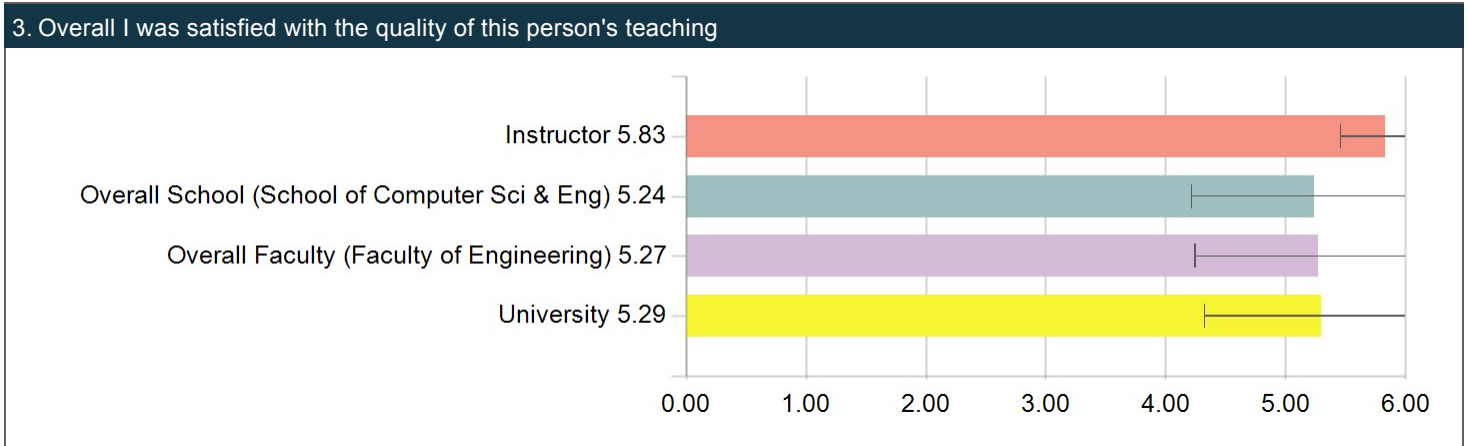
Mean (average student responses between 1 and 6) and StandardDev (Standard deviation of student responses) are used for comparison statistics between Teacher, School, Faculty and University.

2. provided helpful feedback



Comparison Statistics (continued)

Mean (average student responses between 1 and 6) and StandardDev (Standard deviation of student responses) are used for comparison statistics between Teacher, School, Faculty and University.



Raw comment data

The best features of Gernot Heiser's teaching were

Comments
Gernot's knowledge and passion for operating systems and in particular for his product – seL4.
Great at explaining, soothing voice
Great explanations. Lectures generally had a really good flow and introduced concepts systematically before diving into the gory details. Awesome slides as well!

Gernot Heiser's teaching could be improved by

Comments
N/A
In lectures asking very open-ended questions with numerous correct answers, but looking for something very specific. Other times, asking questions with very simple answers, but no one wants to speak up (partly student demographics, partly afraid they are looking for an answer as described earlier)
Publishing the lectures slides a day in advance would've been great because I like reviewing them prior to the lecture and scribbling my notes on them during. No criticism for the actual lectures though:)