



# myExperience Report

**Term 2, 2022**

**Faculty: Faculty of Engineering**

**School: School of Computer Sci & Eng**

**Course: COMP9242 Advanced Operating Systems**

**Evaluation period: Jul 25 2022 12:00AM - Aug 11 2022 12:00AM**

**Teacher Report: Gernot Heiser**

**Response Data for Gernot Heiser**

Overall I was satisfied with the quality of this person's teaching	
Statistics	Value
Response Count	12

**Comparison of results for "Overall I was satisfied with the quality of this person's teaching"**

This teacher: Gernot Heiser

Overall I was satisfied with the quality of this person's teaching				
Options	Count	Percentage	Statistics	Value
Strongly disagree	0	0.0%	Mean	5.75
Disagree	0	0.0%	Median	6.00
Moderately disagree	0	0.0%	Standard Deviation	0.45
Moderately agree	0	0.0%	% Agree broad	100.0%
Agree	3	25.0%		
Strongly agree	9	75.0%		

The table below shows the percentage of 'Agree' and 'Strongly agree' responses to the question 'Overall I was satisfied with the quality of this person's teaching'

Overall I was satisfied with the quality of this person's teaching	
Statistics	Value
% Agree	100.0%

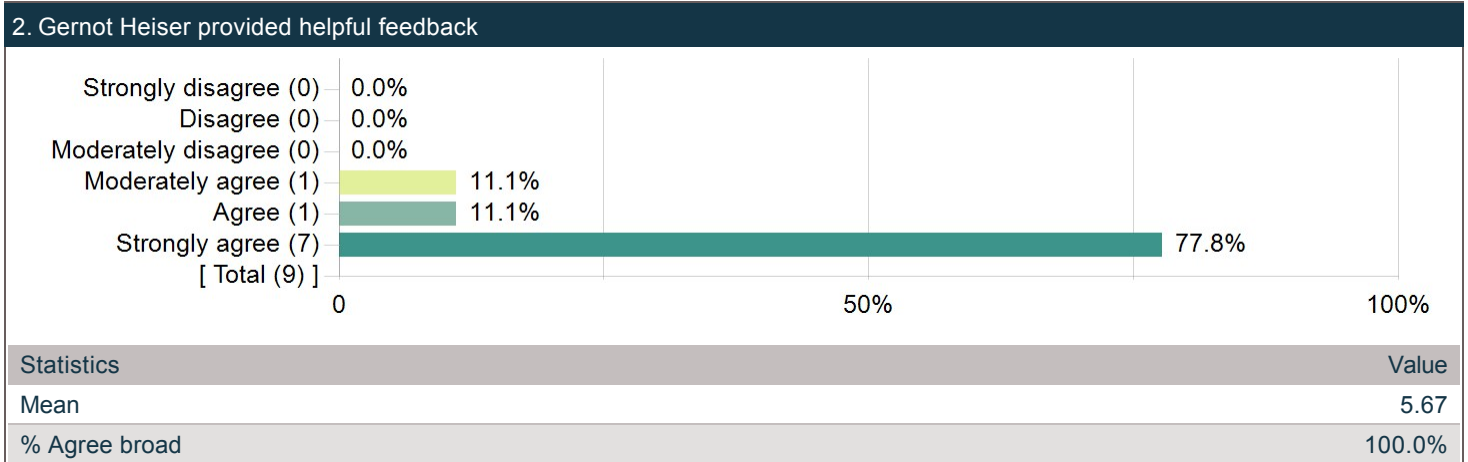
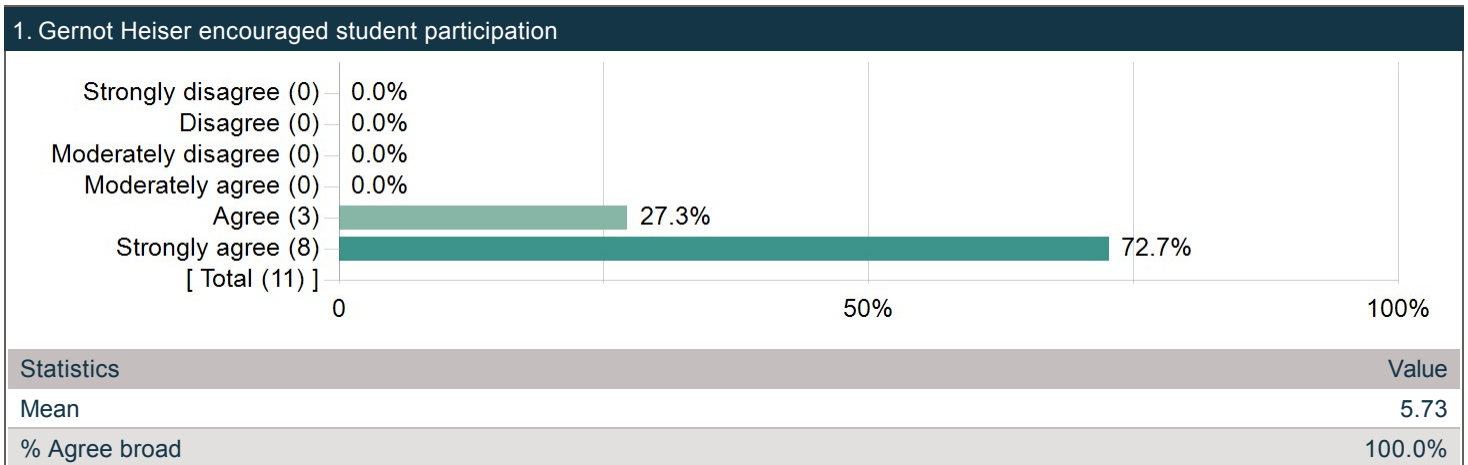
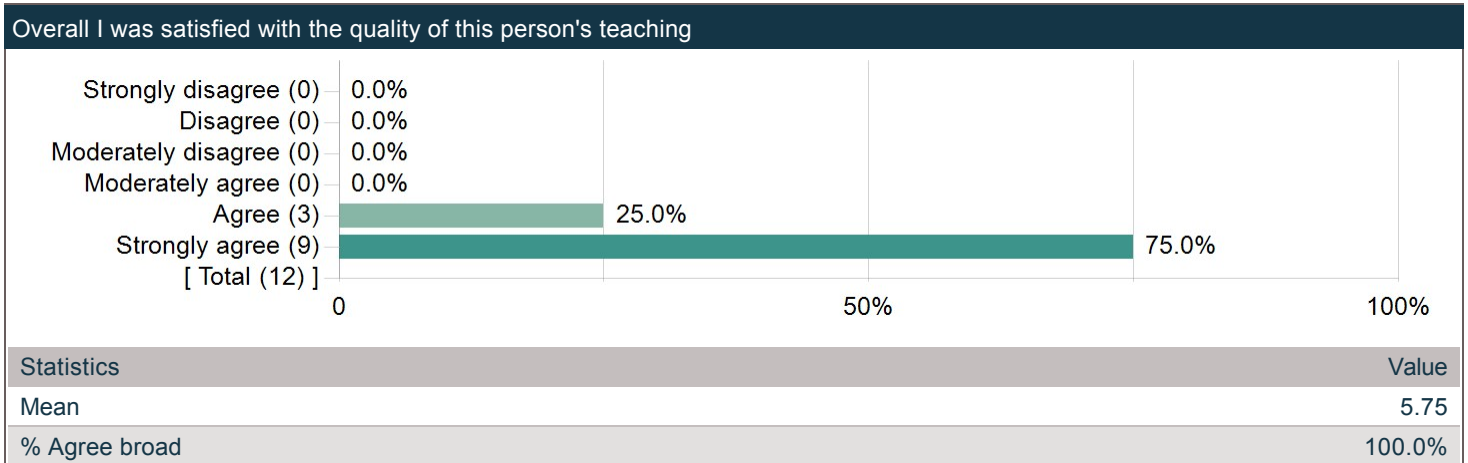
**SCHOOL: School of Computer Sci & Eng**

Overall I was satisfied with the quality of this person's teaching			
Options	Percentage	Statistics	Value
Strongly disagree	1.7%	Mean	5.22
Disagree	1.7%	Median	6.00
Moderately disagree	3.0%	Standard Deviation	1.06
Moderately agree	11.0%	% Agree broad	93.5%
Agree	31.8%		
Strongly agree	50.7%		

**FACULTY: Faculty of Engineering**

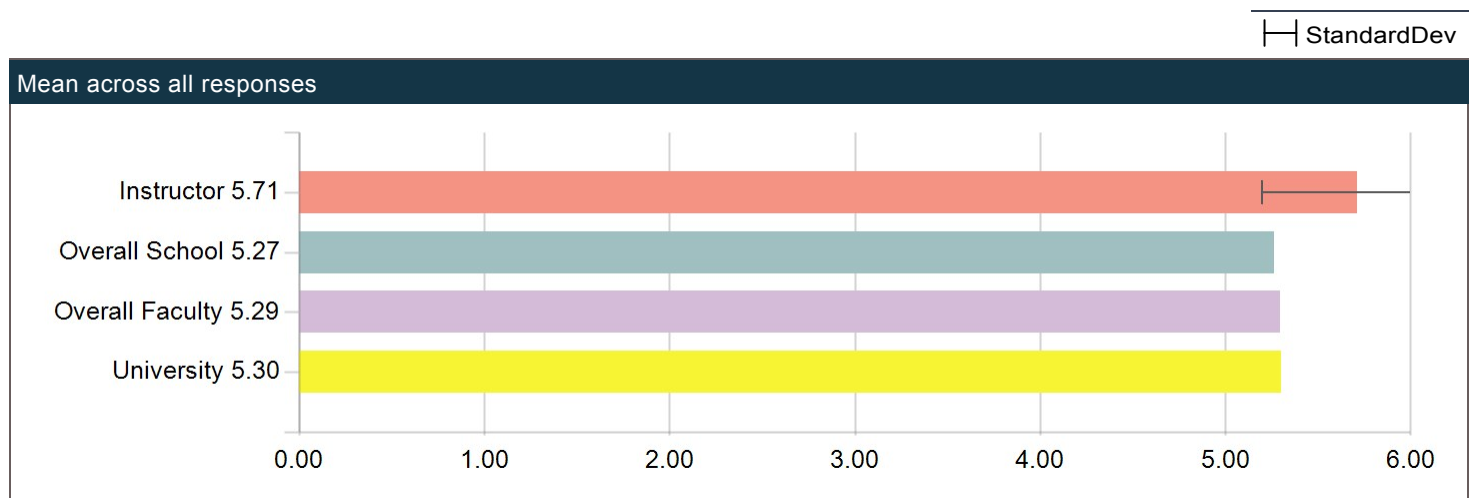
Overall I was satisfied with the quality of this person's teaching			
Options	Percentage	Statistics	Value
Strongly disagree	1.5%	Mean	5.24
Disagree	1.6%	Median	6.00
Moderately disagree	2.8%	Standard Deviation	1.03
Moderately agree	10.3%	Standard Error (base on SD)	0.01
Agree	32.3%	% Agree broad	94.0%
Strongly agree	51.3%		

### Overall I was satisfied with the quality of Gernot Heiser's teaching



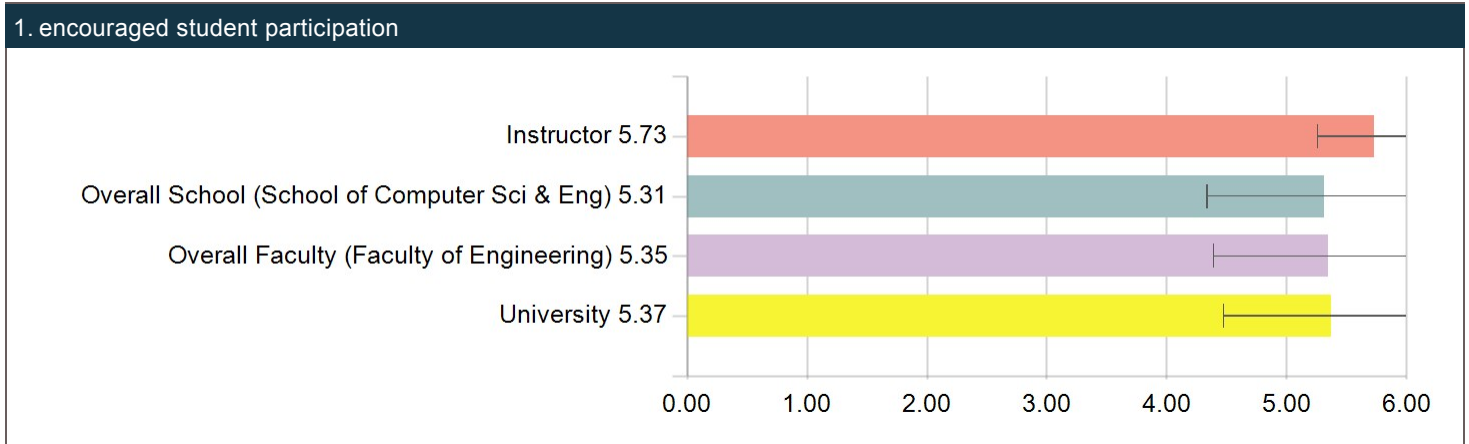
## Comparison Statistics

Mean (average student responses between 1 and 6) and StandardDev (Standard deviation of student responses) are used for comparison statistics between Teacher, School, Faculty and University.



### Comparison Statistics (continued)

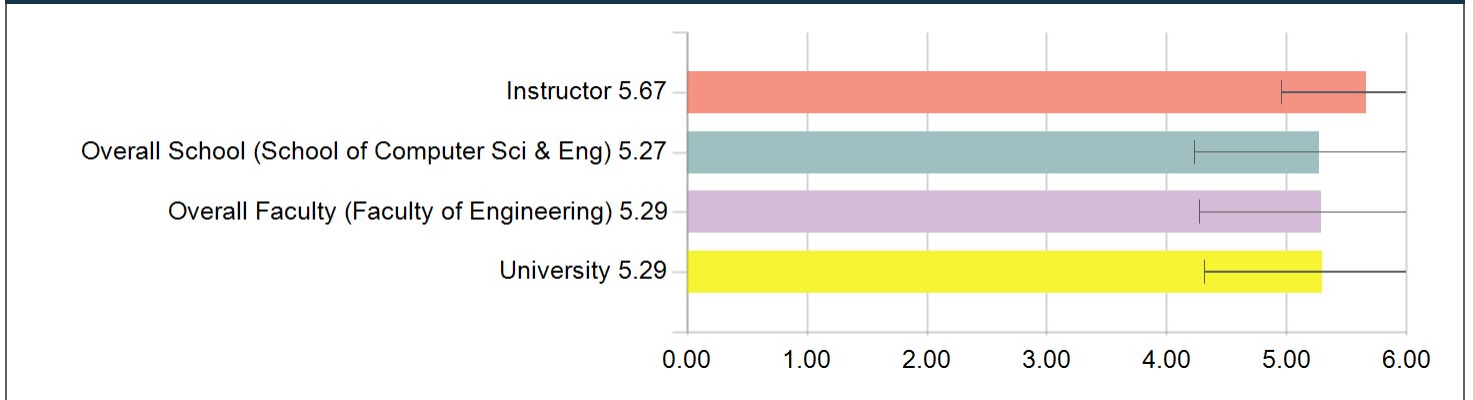
Mean (average student responses between 1 and 6) and StandardDev (Standard deviation of student responses) are used for comparison statistics between Teacher, School, Faculty and University.



### Comparison Statistics (continued)

Mean (average student responses between 1 and 6) and StandardDev (Standard deviation of student responses) are used for comparison statistics between Teacher, School, Faculty and University.

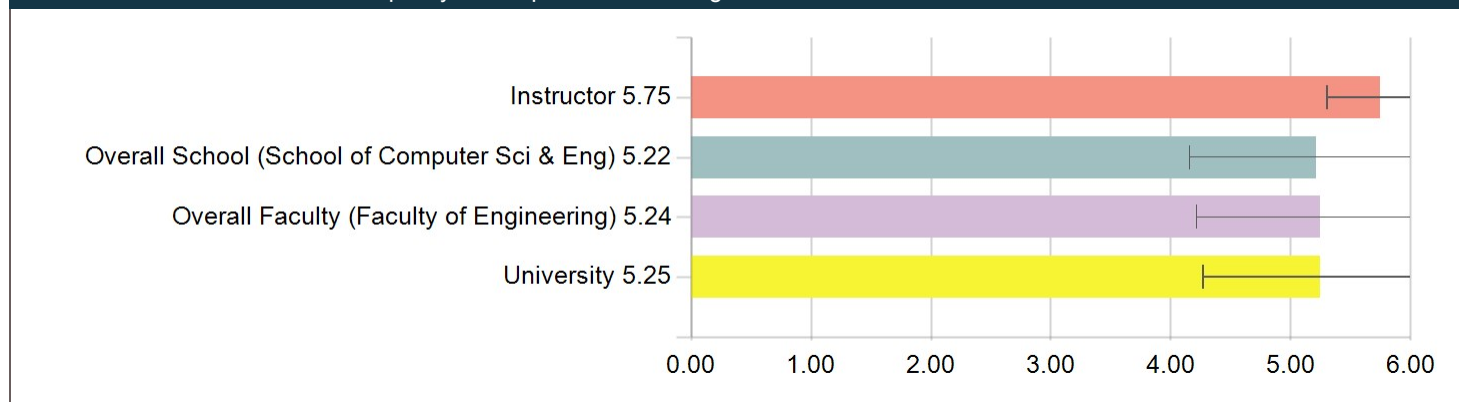
#### 2. provided helpful feedback



### Comparison Statistics (continued)

Mean (average student responses between 1 and 6) and StandardDev (Standard deviation of student responses) are used for comparison statistics between Teacher, School, Faculty and University.

#### 3. Overall I was satisfied with the quality of this person's teaching



### Raw comment data

#### The best features of Gernot Heiser's teaching were

##### Comments

Has an insane depth of knowledge. Asks actually hard questions to the class and does not move on until there have been a couple of answers.