



myExperience Report

Term 2, 2021

Faculty: Faculty of Engineering

School: School of Computer Sci & Eng

Course: COMP9242 Advanced Operating Systems

Evaluation period: Jul 26 2021 12:00AM - Aug 12 2021 12:00AM

Teacher Report: Gernot Heiser

Response Data for Gernot Heiser

Overall I was satisfied with the quality of this person's teaching	
Statistics	Value
Response Count	19

Comparison of results for "Overall I was satisfied with the quality of this person's teaching"

This teacher: Gernot Heiser

Overall I was satisfied with the quality of this person's teaching				
Options	Count	Percentage	Statistics	Value
Strongly disagree	0	0.0%	Mean	5.84
Disagree	0	0.0%	Median	6.00
Moderately disagree	0	0.0%	Standard Deviation	0.37
Moderately agree	0	0.0%	% Agreement	100.0%
Agree	3	15.8%		
Strongly agree	16	84.2%		

The table below shows the percentage of 'Agree' and 'Strongly agree' responses to the question 'Overall I was satisfied with the quality of this person's teaching'

Overall I was satisfied with the quality of this person's teaching	
Statistics	Value
Agree/Strongly agree	100.0%

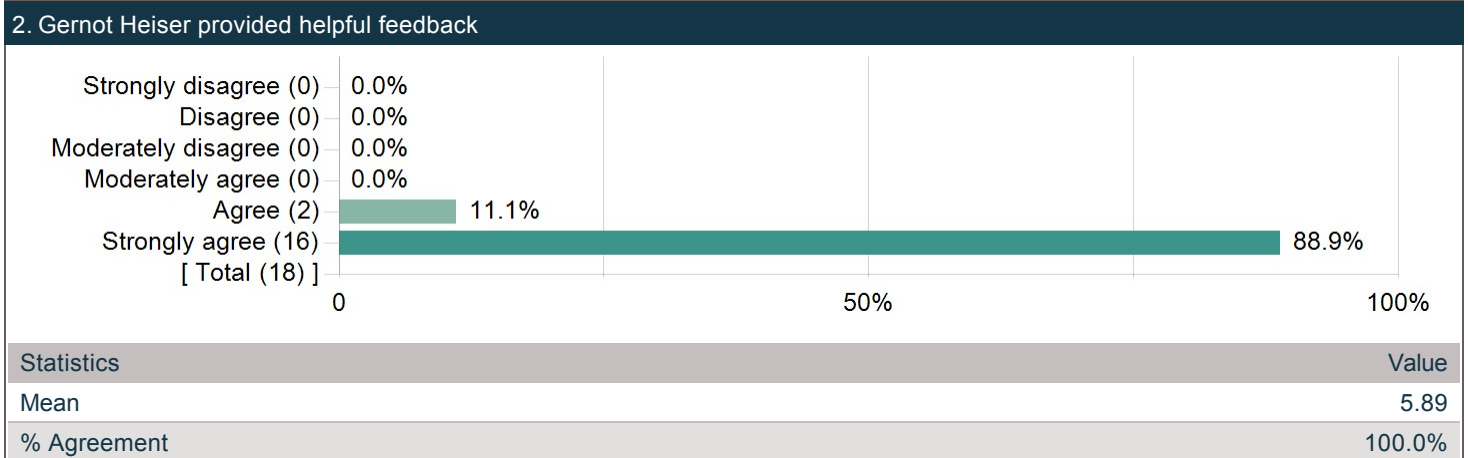
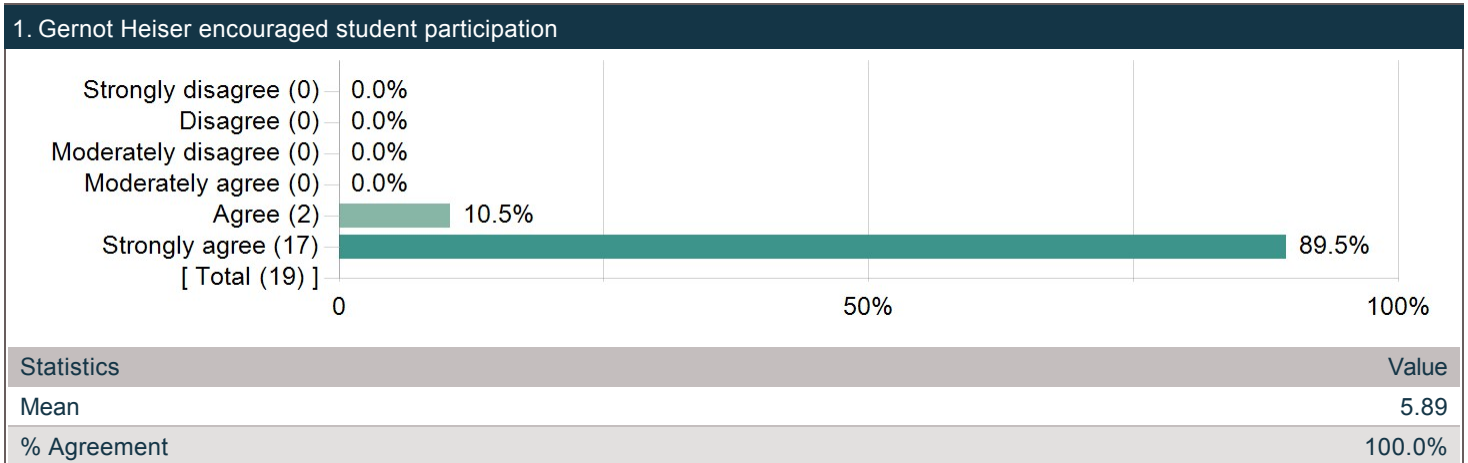
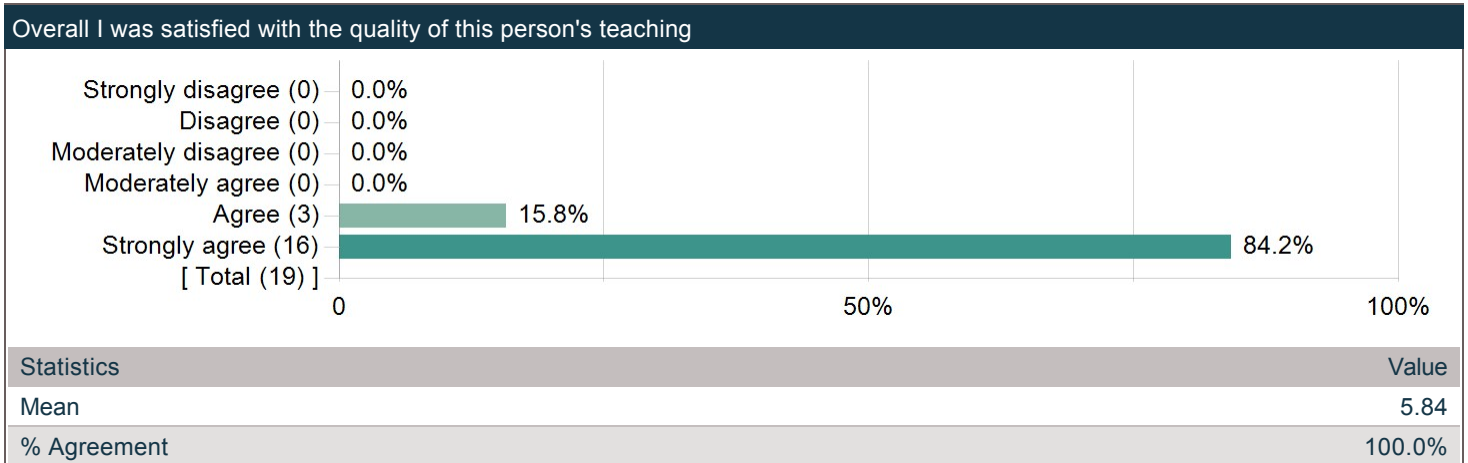
SCHOOL: School of Computer Sci & Eng

Overall I was satisfied with the quality of this person's teaching			
Options	Percentage	Statistics	Value
Strongly disagree	1.7%	Mean	5.21
Disagree	2.4%	Median	6.00
Moderately disagree	3.4%	Standard Deviation	1.10
Moderately agree	10.3%	% Agreement	92.5%
Agree	29.8%		
Strongly agree	52.4%		

FACULTY: Faculty of Engineering

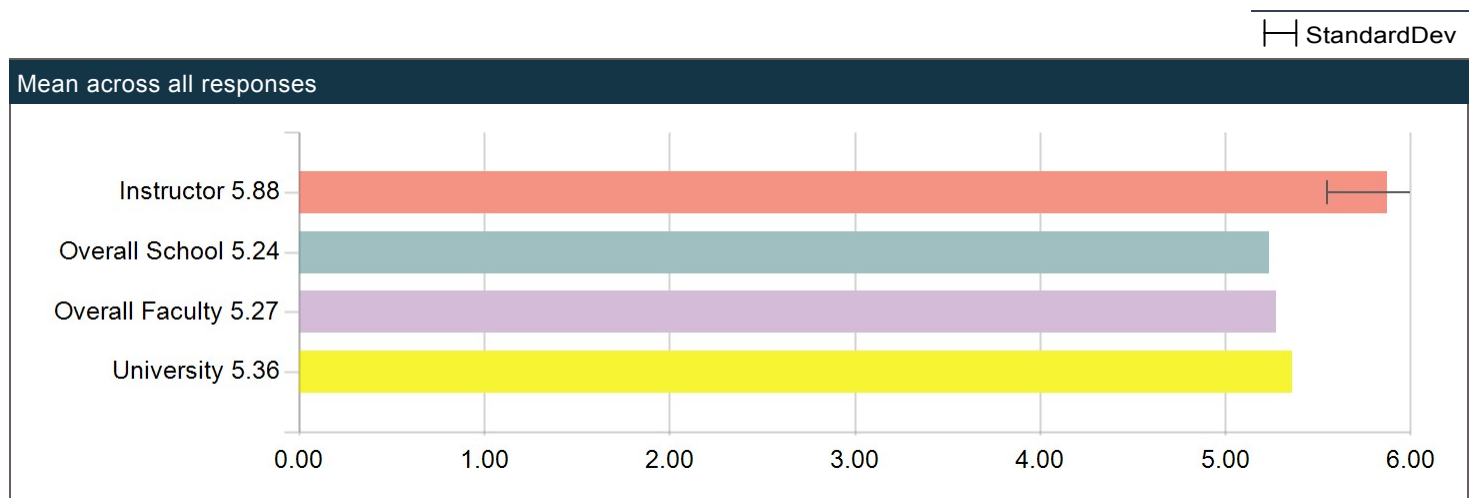
Overall I was satisfied with the quality of this person's teaching			
Options	Percentage	Statistics	Value
Strongly disagree	1.6%	Mean	5.25
Disagree	1.8%	Median	6.00
Moderately disagree	2.9%	Standard Deviation	1.05
Moderately agree	9.8%	Standard Error (base on SD)	0.01
Agree	31.0%	% Agreement	93.7%
Strongly agree	52.8%		

Overall I was satisfied with the quality of Gernot Heiser's teaching



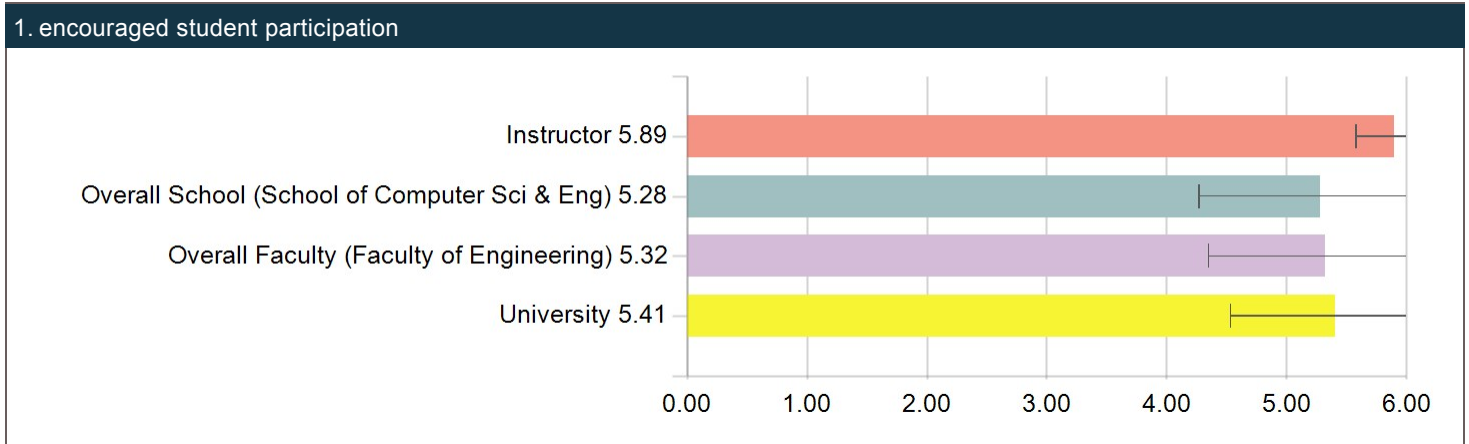
Comparison Statistics

Mean (average student responses between 1 and 6) and StandardDev (Standard deviation of student responses) are used for comparison statistics between Teacher, School, Faculty and University.



Comparison Statistics (continued)

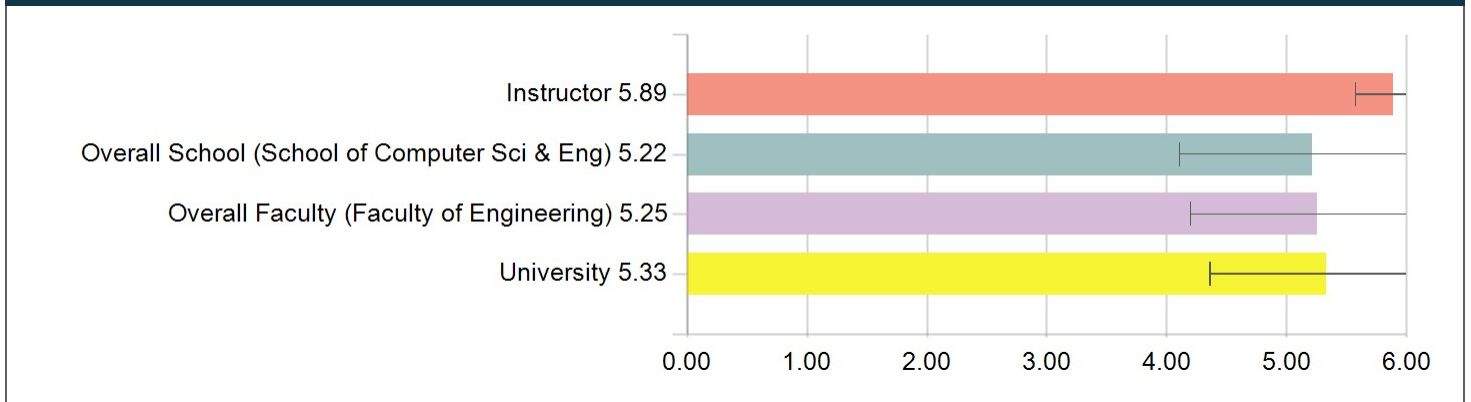
Mean (average student responses between 1 and 6) and StandardDev (Standard deviation of student responses) are used for comparison statistics between Teacher, School, Faculty and University.



Comparison Statistics (continued)

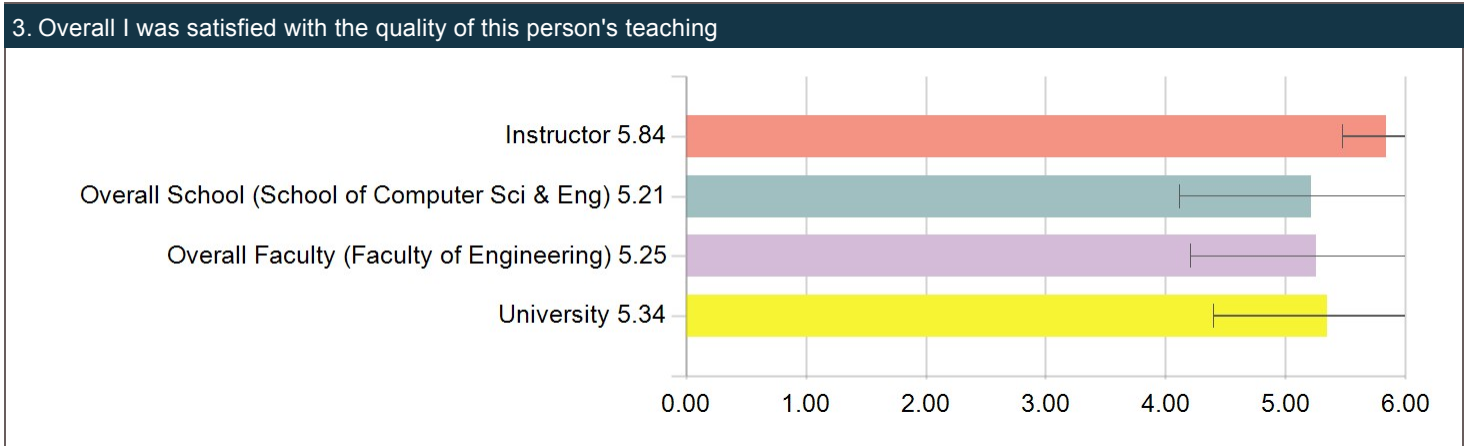
Mean (average student responses between 1 and 6) and StandardDev (Standard deviation of student responses) are used for comparison statistics between Teacher, School, Faculty and University.

2. provided helpful feedback



Comparison Statistics (continued)

Mean (average student responses between 1 and 6) and StandardDev (Standard deviation of student responses) are used for comparison statistics between Teacher, School, Faculty and University.



Raw comment data

The best features of Gernot Heiser's teaching were

Comments
Gernot appears to be very passionate about his field of work and this carries through to his lectures. He is very engaged in everything that he does and teaches and the effort that he puts in really makes the lectures engaging. He acknowledges any mistakes that he makes and strives to improve the course if he comes across anything which isn't correct. His years of experience in the field of OS makes his insights incredibly interesting. Its pretty funny how riled up he gets about things but this again, shows his passion and how much he is invested into the field of OS. Very friendly but at the same time is honest and does not mince his words.
Great lecturer.
Invested in his students.
Very knowledgeable

Gernot Heiser's teaching could be improved by

Comments
Some explanations were a bit dry/dense. Pace was sometimes a little fast. Usually ok, but sometimes hard to follow along (especially the first lecture)